



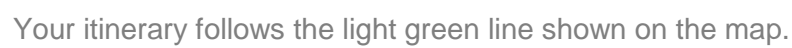
Angelito – 5 Days



Loving run by a Galapagos family, Angelito I is an excellent option within her price category. Tourist superior, but first class service. Very charming, and whilst not the sleekest of yachts, the Angelito has been designed to have very light interiors, with large picture windows and lots of space on deck for relaxing both in the sun and in the shade.

All the cabins are on the main deck with lower birth beds and good sized windows and a nice airy feel. The yacht owners are very hands on in looking after her, the crew is really excellent and they only work with only two or three naturalists all of whom have very extensive experience in the Galapagos. All in all, a friendly yacht, a very good itinerary for 5 days visiting Genovesa and a very good mix of the central islands.





Day 1

Baltra

Arrival at the airport in Galapagos.

North Seymour

A great variety of Galapagos wildlife is provided in the loop trail on this small island. The highlight of your visit here will be the largest colony of Magnificent and Great Frigatebirds, as well as a colony of Blue-footed Boobies. In addition, there are Sea Lions, Marine Iguanas, Lava Lizards, Swallow-tailed Gulls, and a few secretive, but very large Land Iguanas.

Activities: Hiking (1.2 mi/2 km), dinghy ride

Difficulty: Moderate/difficult

Type of Landing: Dry landing

Highlights & Animals: Land & Marine Iguanas, Frigatebirds, Blue-footed Boobies, Sea Lions, sea birds.



Day 2

Chinese Hat or Sombrero Chino

Located just off the southeast tip of James Island, this island owes its name to its shape. A truly beautiful island, surrounded by crystal clear waters, this is great location for Sea Lions. Perhaps more than any other site, this islet gives you a sense of Galapagos volcanic origins as the beautiful white beach gives way to an almost primeval landscape of volcanic rubble.

Activities: Hiking 0.4 mi. Snorkelling.

Difficulty: Easy/Moderate

Type of Landing: Wet landing

Highlights & Animals: Walk along the shore visiting a small colony of Galapagos Sea Lions. Penguins. Snorkel: Penguins, Reef sharks, Parrotfish, Puffers.



Bartolome

Home to one of the most iconic scenery shots of Galapagos, this small island is located off the eastern shore of Santiago Island. The striking volcanic landscape looks almost lunar and provides a great introduction to the volcanic origins of the islands, with spatter cones and cinder cones some of which are eroded shaping striking formations like Pinnacle Rock. On the way to the top of Bartolome you will observe good examples of pioneering plants, including some beautiful strands of lava cactus.

Activities: Dinghy ride. Hike uphill (1.2 mi / 2 km)

Difficulty: Moderate/ difficult. Walk up to the top of volcano 114 meters, 375 wooden steps.

Type of Landing: Dry and wet landing

Highlights & Animals: Pinnacle rock, panoramic view, moonlike landscape, Penguins, pioneer plants, lava cactus.



Day 3

Genovesa (Tower)

A highlight of any visit to the Galapagos, a truly beautiful island thanks to the richness of its birdlife. Located in the northeast portion of Galapagos, the island is an outpost for many seabirds (as is Española in the South). Interestingly there are no land reptiles here and only very small Marine Iguanas, due to direction of ocean currents which apparently would not have carried terrestrial animals here. You will visit the following sites.

Genovesa - Darwin Bay


This bay is actually the caldera of an extinct, partially eroded volcano, with the surrounding cliffs forming the inner portion of the rim. You will land on a coral beach, and will immediately be struck by the amount of birdlife. The trail is loaded with Great Frigatebirds (mating season from February to May), Red-footed Boobies nesting in the mangroves, Swallow-tailed Gulls, Lava Gulls, Yellow-crowned Night Herons. Your trail takes you past a beautiful tide pool area where herons try to catch small fish.

Activities: Hiking (0.9 mi / 1 ½ km), snorkelling & dinghy ride

Difficulty: Easy/moderate

Type of Landing: Wet landing.

Highlights: Nazca Boobies, Red-footed Boobies, Great Frigatebirds, Swallow-tailed Gulls, mangroves, coral pebbles beach. Snorkelling: rays, colourful reef fish and



El Barranco or Prince Philip's Steps

The tour begins with a great dinghy ride along the base of the cliffs where you see Red-billed Tropicbirds trying to make a precise landing in their nest. Squadrons of Frigatebirds are seen flying back and forth, whilst Red-footed Boobies perch on branches of Palo Santo trees which seemingly grow out of the cliffs. Once you arrive on land and climb to the cliff-top, you enter an area where nesting Nazca Boobies and Great Frigatebirds are found.



It is also a great place to see Galapagos Doves and Vampire Finches (Sharp-beaked Ground finches) ...ask your guide for the full story on the name! You will also see a large colony of Storm Petrels which attracts Short-eared Owls, often observed stalking at these small sea birds, even during the day.

Activities: Hike (0.9 mi / 1 ½ km)

Difficulty: Moderate

Type of Landing: Dry, difficult landing

Highlights: Red-footed Boobies, Great Frigatebirds, Short-eared Owls, Storm Petrels, Galapagos Doves, Darwin Finches.

Day 4 James – (Santiago) - James Bay (Puerto Egas)

This was the island where Charles Darwin spent the majority of his land visits in Galapagos. At James Bay, the Fur Seal Grottos provide great chances to get close views of both Fur Seals and Galapagos Sea Lions in a series of rocky pools. This visit also provides some of the best opportunities for tide-pooling in the Galapagos, and chances to see shore birds such as Plovers, Sandpipers, Herons and Oystercatchers.

Activities: Hiking (1.2 mi / 2km)

Difficulty: Easy /moderate

Type of Landing: Wet landing

Highlights: Galapagos Fur Seals, Galapagos Sea Lions, tidal pools and “grottos”, Galapagos Hawk, Oystercatchers, Marine Iguanas, finches. Snorkelling: Reef Sharks, Turtles, Rays, nice underwater formations.

Rabida

A red sandy beach with Sea Lions and nesting Brown Pelicans, which sometimes afford a rare glimpse of chick feeding. There is a short walk inland which offers great views of the beach and lagoon. Years ago Flamingos were regularly seen at the salty lagoon, but nowadays this is a rare sight. Geologically, Rabida is said to have the most diversified volcanic rocks of all the islands. It also provides a great opportunity to snorkel with Sea Lions and has a great diversity of near-shore and pelagic fish.



Activities: Wet landing. Hiking 0.5 mi. and Snorkelling

Difficulty: Easy

Type of Landing: Wet landing

Highlights & Animals: Red sand beach, coastal lagoon, Galapagos Sea Lions, Seasonal colony of Brown Pelicans, Galapagos Hawk. Snorkel: Sea Lions, Butterflyfish, Parrotfish, Eels.



Day 5 Santa Cruz - Charles Darwin Research Station

You will have an early start this morning, and the visit will be a relatively short one as the yacht must then return to Baltra where the cruise will end in time for guests to take their connecting flight back to mainland Ecuador.


The Charles Darwin Research Station offers a great chance to learn about the work to conserve and protect the islands wildlife. For some visitors (depending on the time of year) this is the only time to see Giant Tortoises and certainly the closest range opportunity. It is also a great chance to see the Tortoise Rearing Centre.

Activities: Walk

Difficulty: Easy

Type of Landing: Dry landing

Highlights & Animals: Giant Tortoises, Land and Marine Iguanas, Mockingbirds, Darwin Finches.



After this visit, you will be transferred to Baltra's airport for your flight to the mainland, or you could continue your adventure with a stay in one of the inhabited islands.

Please note: *Itineraries are unlikely to change significantly but are subject to change. Weather, wildlife breeding, instructions from the Galapagos National Park, specific abilities and interests of passengers as well as operational matters may cause your guide or captain to change the times or nature of your visits.*



"All the flights and flight-inclusive holidays in this document are financially protected by the ATOL scheme. When you pay you will be supplied with an ATOL Certificate. Please ask for it and check to ensure that everything you booked (flights, hotels and other services) is listed on it. Please see our booking conditions for further information or for more information about financial protection and the ATOL Certificate go to: www.atol.org.uk/ATOLCertificate"

